
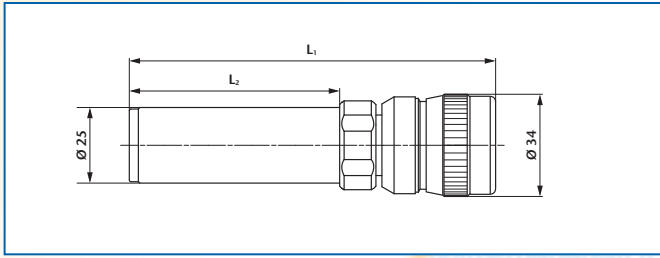


READING TELESCOPES WITH FOCUSING ADJUSTMENT



Description:

- For the magnified representation of remote objects
- Reticle 208 111 (crossline 10 μm)
- Tube diameter Ø 25 mm
- Focal length objective $f=50$ mm

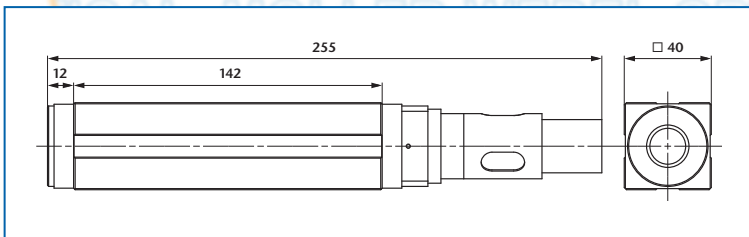
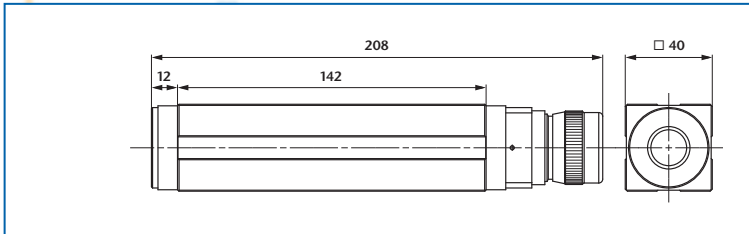
The telescopes magnification can be calculated at the infinity settings as follow:

- f_1 – Focal length of the objective
- f_2 – Focal length of the eyepiece

$$V = f_1/f_2$$

Ord.-No.	Description	Object distance	Reading magnification	Field of view	L1	L2
233 252	Reading telescope D25 U/105	from ∞ to 105 mm	3,4 x 12,0 x	11,5° 14,0 mm	100 mm 136 mm	50 mm
233 255	Reading telescope D25 213/73	from 213 mm to 73 mm	4,7 x 23,0 x	36,0 mm 7,5 mm	117 mm 169 mm	67 mm
233 258	Reading telescope D25 97/51	from 97 mm to 51 mm	14 x 52 x	12,5 mm 3,3 mm	141 mm 210 mm	91 mm

SQUARE BODY TELESCOPES AND COLLIMATORS



Description:

- For use on plane reference surfaces
- Measurement for 180°-reversion
- Square body with ground surface
- Parallelism of optical to mechanical axes: $< 10''$
- Eyepiece and illumination are freely interchangeable

- Telescope magnification 9,5 x
- Focal length objective 140 mm
- Field of View (with eyepiece $f=14,7$ mm) 4,0°
- Free aperture objective 16 mm

Ord.-No.	Description	Eyepiece	Illuminator	Reticle
233 101	FQ 140/40	$f=14,7$	–	208 125 Double crossline 0,04
233 103	KQ 140/40	–	6V/5W	208 111 Single crossline 0,01